



**LILY® SUGAR'N CREAM®
LIGHTHOUSE DISHCLOTH (TO KNIT)**

MEASUREMENTS

Approx 7" x 8" [18 x 20.5 cm], excluding hanging loop.

MATERIALS

Lily® Sugar'n Cream® (70.9 g/2.5 oz; 109 m/120 yds)
Contrast A Bright Navy (00009)
 or Red (00095)
 or Light Blue (00026) **1 ball or 15 m/17 yds**
Contrast B White (00001) **1 ball or 23 m/25 yds**
Note: 1 ball each of A and B will make 4 Dishcloths.

Size 4.5 mm (U.S. 7) knitting needles **or size needed to obtain gauge.** Small amount of yellow yarn for embroidery.

GAUGE

20 sts and 26 rows = 4" [10 cm] in stocking st.

ABBREVIATIONS

www.sugarncream.com/abbreviations

Approx = Approximately

K = Knit

K2tog = Knit next 2 stitches together

P = Purl

P2tog = Purl next 2 stitches together

Rem = Remaining

Rep = Repeat

RS = Right side

St(s) = Stitches

INSTRUCTIONS

Lighthouse

With A, cast on 32 sts.

Knit 4 rows (garter st), noting 1st row is RS.

1st row: (RS). K2tog. Knit to last 2 sts. K2tog. 30 sts.

2nd row: As 1st row. 28 sts. Break A.

3rd row: With B, K1. P3. (K4. P3) 3 times. K3.

4th row: P2. (K4. P3) 3 times. K4. P1.

5th row: K2. P3. (K4. P3) 3 times. K2.

6th row: P1. (K4. P3) 3 times. K4. P2.

7th row: K3. P3. (K4. P3) 3 times. K1.

8th and 9th rows: (K4. P3) 4 times.

10th row: K3. P3. (K4. P3) 3 times. K1.

11th row: As 6th row.

12th row: As 5th row.

13th row: As 4th row.

14th row: P2tog. P2. (K4. P3) 3 times. K1. K2tog. 26 sts.

15th and 16th rows: P2. (K4. P3) 3 times. K3.

17th row: P3. (K4. P3) 3 times. K2.

18th row: P1. (K4. P3) 3 times. K4.

19th row: K1. P3. (K4. P3) 3 times. K1.

20th row: K2tog. K2. P3. (K4. P3) twice. K3. K2tog. 24 sts.

21st row: K1. P3. (K4. P3) twice. K4. P2.

22nd and 23rd rows: K2. P3. (K4. P3) twice. K4. P1.

24th row: K1. P3. (K4. P3) twice. K4. P2.

25th row: K3. P3. (K4. P3) twice. K4.

26th row: P2tog. P1. (K4. P3) twice. K4. P1. P2tog. 22 sts.

27th row: K3. P3. (K4. P3) twice. K2.

28th row: P1. (K4. P3) 3 times.

29th and 30th rows: (K4. P3) 3 times. K1.

31st row: P1. (K4. P3) 3 times.

32nd row: K3. P3. (K4. P3) twice. K2.

33rd row: P2. (K4. P3) twice. K4. P2.

34th row: K2. P3. (K4. P3) twice. K3.

35th row: P3. (K4. P3) twice. K4. P1.

36th row: K1. P3. (K4. P3) twice. K4. Break B.

37th to 46th rows: With A, knit.

47th row: K2tog. Knit to last 2 sts. K2tog.

48th row: Knit.

49th to 52nd rows: Rep last 2 rows twice more. 16 sts.

53rd to 56th rows: As 47th row. 8 sts rem at end of 56th row.

Cast off.

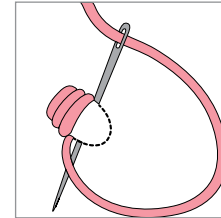
Hanging Loop

With A, cast on 20 sts. Cast off. Fold Loop in half and sew to top of Lighthouse.

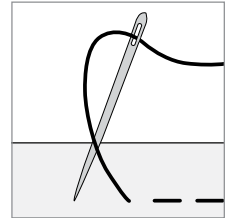
FINISHING

With A, embroider Door and Door Knob using back st. With yellow yarn, embroider 'Light' using satin stitch and back stitch.

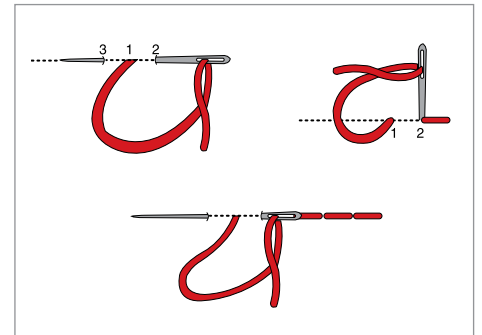
Satin Stitch



Straight Stitch



Back Stitch



P.O. Box 40 Listowel ON N4W 3H3